



---

Verona



**SANREMO**  
COFFEE MACHINES

*made in italy*



### SED VERSION

It guarantees an electronic dosing system through the button panel



### SAP VERSION

It allows the semi-automatic programming of doses



### TIME AND TEMPERATURE DISPLAY

Available only for: mod. SED



### POWER DRY STEAM

Silky milk at high capacity

### GROUP SR 61

Sanremo exclusive design that allows an accurate maintenance of the set temperature



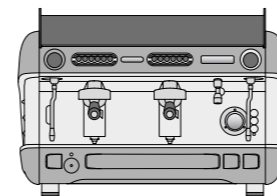
# SANREMO

COFFEEMACHINES

## Colors

	Red	RAL 3002		Silver	RAL 9006
	Matte black	RAL 9005		Pearl white	RAL 1013
	Black	RAL 9005		White	RAL 9003

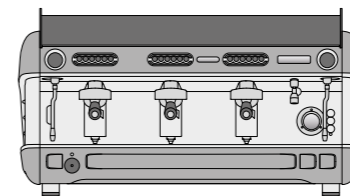
## Models



32.28 inches / 820 mm

### 2 group SED-SAP

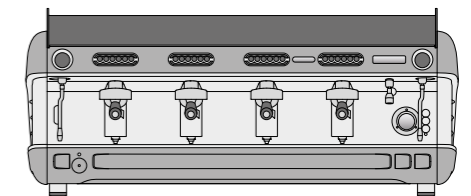
- 2 steam taps
- 1 water tap
- 1 one-cup portafilters
- 2 two-cup portafilters



41.34 inches / 1050 mm

### 3 group SED-SAP

- 2 steam taps
- 1 water tap
- 1 one-cup portafilters
- 3 two-cup portafilters



51.97 inches / 1320 mm

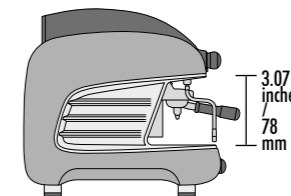
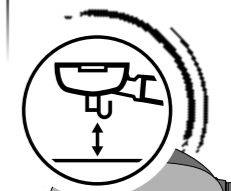
### 4 group SED-SAP

- 2 steam taps
- 1 water tap
- 1 one-cup portafilters
- 4 two-cup portafilters

23.23 inches / 590 mm



### TALL VERSION



24.02 inches / 610 mm

25.67 inches / 652 mm



## Characteristics



**GLASS LEVEL**  
It allows to monitor the water level in the boiler.



**ACTIVATED ELECTRONIC PRE-INFUSION**  
Management of the delayed activation. E.V. water in the first phase of distribution.



**MULTIFUNCTION DISPLAY**  
It allows to monitor the right functioning of the machine and to program the main functions.



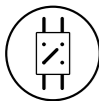
**DOUBLE READING GAUGE**  
It allows to control at the same time the boiler pressure and the distribution pressure.



**MANUAL BOILER LOAD**  
It allows to bypass the electronic-level control.



**ELECTRONIC AUTO-LEVEL**  
Through a electronic level probe the boiler is automatically filled and maintained to the right filling level.



**STATIC RELAY BOILER TEMPERATURE**  
It allows to regulate with the temperature as accurately as possible.



**Verona**  
Link to the website



**GROUP SR 61**  
Exclusive Sanremo design that allows a precise maintenance of the set temperature.



**EASY SERVICE**  
Easy access to the internal parts for a quick and easy technical assistance.



**AUTOMATIC CLEANING CYCLE**  
Process to clean the coffee groups.

## Optional



**AUTOSTEAM**  
Steam pipe characterized by an electronic system that allows to mount and or heat milk at the set temperature.



**COMPETITION FILTERS**  
Shape and volume designed to better capture coffee aromas and fragrances. Sanremo exclusive design.



**EXTERNAL VOLUMETRIC PUMP**



**MIXED INFUSION HOT WATER FOR TEA AND HERBAL TEAS**  
Immediate mixing of cold/hot water for a better chemical and organoleptic quality.

## Technical data

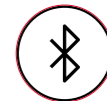
		2 group SED-SAP	3 group SED-SAP	4 group SED-SAP
voltage	V	220-240 1N / 280-415 3N		
power input	kW	3.15 - 3.35	5.8 - 6.05	5.8 - 6.05
steam boiler capacity	US gal / lt	3.17 / 12	5.02 / 19	5.97 / 22.6
steam boiler power	kW	2.95	5.6	5.6
pump power	kW	0.15	0.15	0.15
net weight	lb / kg	150 / 68	187 / 85	240 / 109



**HEATER**  
Dedicated resistor to keep all the cups at the optimal temperature.



**NAKED PORTAFILTERS**



**BLUETOOTH COMMUNICATION SYSTEM**

---

*For more information about our  
coffee machines please contact us  
at [export@sanremomachines.com](mailto:export@sanremomachines.com)*



**SANREMO**  
COFFEE MACHINES

SANREMO coffee machines s.r.l.  
Via Giacomo Bortolan 52  
31050 Vascon di Carbonera [TV] – ITALY  
T +39 0422 448900  
F +39 0422 448935  
[www.sanremomachines.com](http://www.sanremomachines.com)