




---

Zoe



**SANREMO**  
COFFEE MACHINES

*made in italy*



**COLORED AND VERSATILE**

Totally matching every type of decorative solution thanks to the possible customizations

It allows the semi-automatic programming of doses



It guarantees an electronic dosing system through the button panel



**COMPLETE RANGE**

Available versions: SED and SAP  
1,2,3 groups, "Tall" and "Compact"

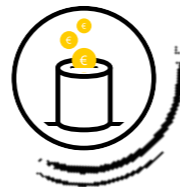


**EASY SERVICE**

Easy access to the internal parts for a quick and simple technical assistance

**LOW SERVICE COST**

Designed to decrease the maintenance and inspection costs



**Characteristics**



**EASY SERVICE**  
Easy access to the internal parts for a quick and easy technical assistance.



**HEATER**  
Dedicated resistor to keep all the cups at the optimal temperature.



**ELECTRONIC AUTO-LEVEL**  
Through an electronic level probe the boiler is automatically filled and maintained to the right filling level.



**AUTOMATIC CLEANING CYCLE**  
Process to clean the coffee groups.



**COMPETITION FILTERS**  
Shape and volume designed to better capture coffee aromas and fragrances. Sanremo exclusive design.



**ACTIVATED ELECTRONIC PRE-INFUSION**  
Management of the delayed activation. E.V. water in the first phase of distribution.

**Optional**



**DOUBLE READING GAUGE**  
It allows to control at the same time the boiler pressure and the distribution pressure.



**AUTOSTEAM**  
Steam pipe characterized by an electronic system that allows to mount and or heat milk at the set temperature.



**EXTERNAL VOLUMETRIC PUMP**



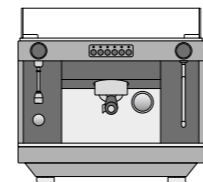
**BLUETOOTH COMMUNICATION SYSTEM**



**NAKED Portafilters**

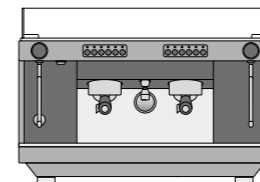
**SANREMO**  
COFFEEMACHINES

**Models**



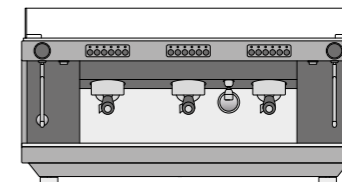
20.87 inches / 530 mm

- 1 group SED-SAP**  
1 steam tap  
1 water tap  
1 one-cup portafilters  
1 two-cup portafilters



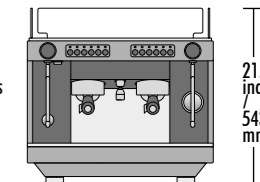
28.35 inches / 720 mm

- 2 group SED-SAP**  
2 steam taps  
1 water tap  
1 one-cup portafilters  
2 two-cup portafilters



37.40 inches / 950 mm

- 3 group SED-SAP**  
2 steam taps  
1 water tap  
1 one-cup portafilters  
3 two-cup portafilters

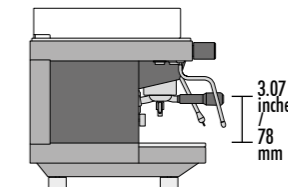
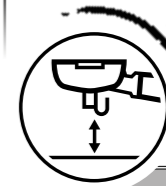


20.87 inches / 530 mm

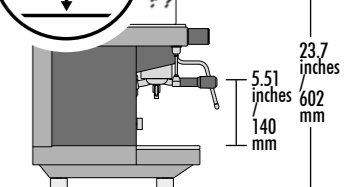
- 2 group COMPACT**  
2 steam taps  
1 water tap  
1 one-cup portafilters  
2 two-cup portafilters



**TALL VERSION**



20.78 inches / 528 mm



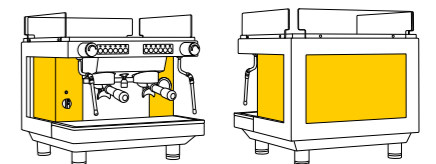
**Technical data**

		1 group SED-SAP	2 group SED-SAP	3 group SED-SAP	compact SED-SAP
voltage	V	220-240 1N / 280-415 3N			
power input	kW	2.3	3.3	6	2.7
steam boiler capacity	US gal / lt	1.19 / 4.5	2.64 / 10	3.7 / 14	1.85 / 7
steam boiler power	kW	2.15	2.95	5.6	2.5
pump power	kW	0.13	0.13	0.13	0.13
net weight	lb / kg	90 / 41	121 / 55	152 / 69	99 / 45

**Colors**

	Black	RAL 9005
	White   Black	RAL 9003   9005
	White   Matte black	RAL 9003   9005
	White   Red	RAL 9003   3002

**PERSONALISED GRAPHICS**



**Zoe**  
Link to the website

Customization of internal panels with discontinued graphics and colors (on request).

---

*For more information about our  
coffee machines please contact us  
at [export@sanremomachines.com](mailto:export@sanremomachines.com)*



**SANREMO**  
COFFEE MACHINES

SANREMO coffee machines s.r.l.  
Via Giacomo Bortolan 52  
31050 Vascon di Carbonera [TV] – ITALY  
T +39 0422 448900  
F +39 0422 448935  
[www.sanremomachines.com](http://www.sanremomachines.com)